




AMBLERIDGE PHASE 01

LOT LEGEND

 Townhouse – Laned (2-Storey)

Lot Details

- 14** — Lot Number
- L** — Lot Grade
- 55** — Municipal Address
-  Parking Pad
-  Showhomes

Lot Grade Legend

- BF** — Level Lot (Back to Front Drainage)
- T** — Transition
- L** — Level



NOT TO SCALE: Artist's representation, lot map may not be exactly as shown and all the dimensions/details are approximate and may be subject to change without notice. Please see registered maps for exact sizing, grading and utility locations.

For more information contact:

Jacquie Troughton, Area Sales Manager

📞 587-391-7815

✉ ambleridge@douglashomes.net

Showhomes: 159 & 163 Ambleridge Street NW

